SENTINEL HOLDING
INSTITUT

SHI PRODUCT PASSPORT

Find products. Certify buildings.

SHI Product Passport No.:

15249-10-1005

Folierte Profile

Product group: Skirting boards - Floor coverings / Wall coverings - Interior construction

PEDROSS®
DIE LEISTE · THE SKIRTING · IL BATTISCOPA

Karl Pedross AG
Zona Industriale, 1C
39021 Laces

Product qualities:

- SHI Product Assessment
- QNG Qualitätssiegel Nachhaltiges Gebäude
- DGNB NEW CONSTRUCTION 2023.2
- DGNB NEW CONSTRUCTION 2023
- DGNB NEW CONSTRUCTION 2018
- BNB-BN NEUBAU V2015
- EU TAXONOMY
- BREEAM DE NEUBAU 2018
- LEED v4.1 (outside US)

EVIDANA

Köttner

Helmut Köttner
Scientific Director
EVIDANA GmbH
Freiburg, 25 September 2026

SENTINEL HOLDING
INSTITUT

Product:
Folierte Profile

SHI Product Passport no.:
15249-10-1005

PEDROSS
DIE LEISTE · THE SKIRTING · IL BATTISCOPA

Contents

SHI Product Assessment	1
QNG - Qualitätssiegel Nachhaltiges Gebäude	2
DGNB New Construction 2023.2	3
DGNB New Construction 2023	4
DGNB New Construction 2018	6
BNB-BN Neubau V2015	7
EU taxonomy	8
BREEAM DE Neubau 2018	9
LEED v4.1	10
Product labels	11
Legal notices	12
Technical data sheet/attachments	12

The construction product information and supporting documents stored in the SHI Database are continuously checked and updated by the SHI.

The processes are regularly audited by the independent testing company SGS TÜV Saar.

SGS SGS TÜV SAAR

Independent verification by EVIDANA
EVIDANA GmbH is the independent verification body for the product assessments shown in the SHI Product Passport. It examines the manufacturer documentation and supporting evidence provided against the criteria defined for each assessment and takes additional laboratory tests into account where required. Based on the verification result, the Sentinel Holding Institut decides on the award of the corresponding SHI seals and on how the assessment is presented in the SHI Product Passport.

EVIDANA

SENTINEL HOLDING
INSTITUT

Product:
Folierte Profile

SHI Product Passport no.:
15249-10-1005

PEDROSS®
DIE LEISTE · THE SKIRTING · IL BATTISCOPA

SHI Product Assessment

Since 2008, Sentinel Holding Institut GmbH (SHI) has been establishing a unique standard for products that support healthy indoor air. The independent testing body EVIDANA GmbH assesses, based on the available documentation and evidence, whether the product-specific requirements defined for the respective product are met.

Criteria	Product category	Harmful substance limit	Assessment
SHI Product Assessment	Wood materials	TVOC ≤ 300 µg/m^3 Formaldehyd ≤ 36 µg/m^3	Indoor Air Quality Certified
Valid untill: 30 September 2028			

SENTINEL HOLDING
INSTITUT

Product:
Folierte Profile

SHI Product Passport no.:
15249-10-1005

PEDROSS®
DIE LEISTE · THE SKIRTING · IL BATTISCOPA

QNG - Qualitätssiegel Nachhaltiges Gebäude

The Qualitätssiegel Nachhaltiges Gebäude (Quality Seal for Sustainable Buildings), developed by the German Federal Ministry for Housing, Urban Development and Building (BMWSB), defines requirements for the ecological, socio-cultural, and economic quality of buildings. The Sentinel Holding Institut evaluates construction products in accordance with QNG requirements for certification and awards the QNG ready label. Compliance with the QNG standard is a prerequisite for eligibility for the KfW funding programme. For certain product groups, the QNG currently has no specific requirements defined. Although classified as not assessment-relevant, these products remain suitable for QNG-certified projects. The independent testing body EVIDANA GmbH assesses, based on the available documentation and evidence, whether the product-specific requirements defined for the respective product are met.

Criteria	Pos. / product group	Considered substances	QNG assessment
3.1.3 Schadstoffvermeidung in Baumaterialien			QNG ready - Not relevant for assessment

Criteria	Assessment
ANF2-WG1 Nachhaltige Materialgewinnung	May positively contribute to the overall building score
Verification: FSC-Zertifikat vom 02.08.2021. PEFC-Zertifikat vom 01.07.2024	

SENTINEL HOLDING
INSTITUT

Product:
Folierte Profile

SHI Product Passport no.:
15249-10-1005

PEDROSS®
DIE LEISTE · THE SKIRTING · IL BATTISCOPA

DGNB New Construction 2023.2

The DGNB System (German Sustainable Building Council) assesses the sustainability of various types of buildings. It can be applied to both large-scale private and commercial projects as well as smaller residential buildings. The 2023.2 version sets high standards for ecological, economic, socio-cultural, and functional aspects throughout the entire life cycle of a building.The independent testing body EVIDANA GmbH assesses, based on the available documentation and evidence, whether the product-specific requirements defined for the respective product are met.

Criteria	No. / Relevant building components / construction materials / surfaces	Considered substances / aspects	Quality level
ENV 1.2 Local environmental impact			Not relevant for assessment

SENTINEL HOLDING
INSTITUT

Product:
Folierte Profile

SHI Product Passport no.:
15249-10-1005

PEDROSS®
DIE LEISTE · THE SKIRTING · IL BATTISCOPA

DGNB New Construction 2023

The DGNB System (German Sustainable Building Council) assesses the sustainability of various types of buildings. It can be applied to both large-scale private and commercial projects as well as smaller residential buildings. The 2023 version sets high standards for ecological, economic, socio-cultural, and functional aspects throughout the entire life cycle of a building.The independent testing body EVIDANA GmbH assesses, based on the available documentation and evidence, whether the product-specific requirements defined for the respective product are met.

Criteria	Assessment
ENV1.1 Climate action and energy (*)	May positively contribute to the overall building score
Verification: besteht aus >90% Holzwerkstoff laut TDB vom 25.01.2024	

Criteria	Quality level
ENV1.3 Responsible resource extraction	May positively contribute to the overall building score
Verification: FSC-Zertifikat vom 02.08.2021. PEFC-Zertifikat vom 01.07.2024	

Criteria	No. / Relevant building components / construction materials / surfaces	Considered substances / aspects	Quality level
ENV 1.2 Local environmental impact, 03.05.2024 (3rd edition)	1 Coatings on non-mineral substrates: metals, wood, plastics	VVOC, VOC, SVOC Emissionen oder Gehalt	Quality level 4
Verification: VOC-Gehalt der Beschichtung < 70 g/l laut Herstellererklärung vom 10.09.2026			

Criteria	No. / Relevant building components / construction materials / surfaces	Considered substances / aspects	Quality level
ENV 1.2 Local environmental impact, 29.05.2025 (4th edition)	1 Coatings on non-mineral substrates: metals, wood, plastics	VVOC, VOC, SVOC Emissionen oder Gehalt	Quality level 4
Verification: VOC-Gehalt der Beschichtung < 70 g/l laut Herstellererklärung vom 10.09.2026			

SENTINEL HOLDING
INSTITUT

Product:
Folierte Profile

SHI Product Passport no.:
15249-10-1005

PEDROSS®
DIE LEISTE · THE SKIRTING · IL BATTISCOPA

DGNB New Construction 2018

The DGNB System (German Sustainable Building Council) assesses the sustainability of various types of buildings. It can be applied to both large-scale private and commercial projects as well as smaller residential buildings. The independent testing body EVIDANA GmbH assesses, based on the available documentation and evidence, whether the product-specific requirements defined for the respective product are met.

Criteria	No. / Relevant building components / construction materials / surfaces	Considered substances / aspects	Quality level
ENV 1.2 Local environmental impact	1 Coatings on non-mineral subsurfaces	VOC	Quality level 4
Verification: VOC-Gehalt der Beschichtung < 70 g/l laut Herstellererklärung vom 10.09.2026			

SENTINEL HOLDING
INSTITUT

Product:
Folierte Profile

SHI Product Passport no.:
15249-10-1005

PEDROSS®
DIE LEISTE · THE SKIRTING · IL BATTISCOPA

BNB-BN Neubau V2015

The Bewertungssystem Nachhaltiges Bauen (Assessment System for Sustainable Building) is a tool for evaluating public office and administrative buildings, educational facilities, laboratory buildings, and outdoor areas in Germany. The BNB was developed by the former Federal Ministry for the Environment, Nature Conservation, Building and Nuclear Safety (BMUB) and is now overseen by the Federal Ministry for Housing, Urban Development and Building (BMWSB). The independent testing body EVIDANA GmbH assesses, based on the available documentation and evidence, whether the product-specific requirements defined for the respective product are met.

Criteria	Pos. / product type	Considered substance group	Quality level
1.1.6 Risiken für die lokale Umwelt			Not relevant for assessment

SENTINEL HOLDING
INSTITUT

Product:
Folierte Profile

SHI Product Passport no.:
15249-10-1005

PEDROSS®
DIE LEISTE · THE SKIRTING · IL BATTISCOPA

EU taxonomy

The EU Taxonomy classifies economic activities and products according to their environmental impact. At the product level, the EU regulation defines clear requirements for harmful substances, formaldehyde and volatile organic compounds (VOCs). The Sentinel Holding Institut GmbH labels qualified products that meet this standard. The independent testing body EVIDANA GmbH assesses, based on the available documentation and evidence, whether the product-specific requirements defined for the respective product are met.

Criteria	Product type	Considered substances	Assessment
DNSH - Pollution prevention and control	Sonstige	Stoffe nach Anlage C	compliant
Verification: Herstellererklärung vom 10.09.2026			

SENTINEL HOLDING
INSTITUT

Product:
Folierte Profile

SHI Product Passport no.:
15249-10-1005

PEDROSS®
DIE LEISTE · THE SKIRTING · IL BATTISCOPA

BREEAM DE Neubau 2018

BREEAM (Building Research Establishment Environmental Assessment Methodology) is a UK-based building assessment system that evaluates the sustainability of new constructions, refurbishments, and conversions. Developed by the Building Research Establishment (BRE), the system aims to assess and improve the environmental, economic, and social performance of buildings. The independent testing body EVIDANA GmbH assesses, based on the available documentation and evidence, whether the product-specific requirements defined for the respective product are met.

Criteria	Product category	Considered substances	Quality level
Hea 02 Indoor Air Quality	Wood-based products	Emissions: Formaldehyde, TVOC, TSVOC, carcinogens	Exemplary quality
Verification: Emissionsprüfbericht EPH Nr. 2524151/1 vom 30.09.2024			

SENTINEL HOLDING
INSTITUT

Product:
Folierte Profile

SHI Product Passport no.:
15249-10-1005

PEDROSS®
DIE LEISTE · THE SKIRTING · IL BATTISCOPA

LEED v4.1

LEED (Leadership in Energy and Environmental Design) is an internationally recognised building certification system developed by the U.S. Green Building Council. It is one of the most widely used sustainability standards for buildings worldwide and is particularly applied in internationally oriented projects. LEED assesses buildings holistically across categories such as energy efficiency, resource conservation, material selection, indoor environmental quality and site sustainability. Depending on the number of points achieved, projects are awarded one of the certification levels: LEED Certified, Silver, Gold or Platinum. The independent testing body EVIDANA GmbH assesses, based on the available documentation and evidence, whether the product-specific requirements defined for the respective product are met.

Criteria	Product category	Considered substances	Assessment
EQ Credit: Low-Emitting Materials	Holzwerkstoffe	Emissionen: Formaldehyd, VOC, Krebserregende Stoffe	compliant
Verification: Emissionsprüfbericht EPH Nr. 2524151/1 vom 30.09.2024			

SENTINEL HOLDING
INSTITUT

Product:
Folierte Profile

SHI Product Passport no.:
15249-10-1005

PEDROSS®
DIE LEISTE · THE SKIRTING · IL BATTISCOPA

Product labels

In the construction industry, high-quality materials are crucial for a building's indoor air quality and sustainability. Product labels and certificates offer guidance to meet these requirements. However, the evaluation criteria of these labels vary, and it is important to carefully assess them to ensure products align with the specific needs of a construction project.

This product is SHI Indoor Air Quality certified and recommended by Sentinel Holding Institut. Indoor-air-focused construction, renovation, and operation of buildings is made possible by transparent and verifiable criteria thanks to the Sentinel Holding concept.

Products bearing the Sentinel Holding Institute QNG-ready seal are suitable for projects aiming to achieve the "Qualitätssiegel Nachhaltiges Gebäude" (Quality Seal for Sustainable Buildings). QNG-ready products meet the requirements of QNG Appendix Document 3.1.3, “Avoidance of Harmful Substances in Building Materials.” The KfW loan program Climate-Friendly New Construction with QNG may allow for additional funding.

The PEFC label certifies wood and wood products from sustainably managed forests and requires, among other things, legal origin, protection of forest ecosystems, and social minimum standards in forestry. Environmental organisations consider PEFC’s criteria to be less strict than those of FSC, particularly regarding the protection of sensitive forest areas. Health-related aspects of the final product are not part of the PEFC assessment.

The Forest Stewardship Council (FSC) label is awarded to products made wholly or partly from wood sourced from responsibly managed and controlled forestry. Health-related aspects of the final product are not part of the FSC assessment.

Product:
Folierte Profile

SHI Product Passport no.:
15249-10-1005

PEDROSS®
DIE LEISTE · THE SKIRTING · IL BATTISCOPA

Legal notices

(*) These criteria apply to the construction project as a whole. The assessment is conducted at the building level. With proper planning and professional installation, individual products can contribute to meeting the relevant requirements and thus to the overall result of the building assessment.

The product-related assessment is carried out by the independent verification body EVIDANA GmbH on the basis of the manufacturer documentation and supporting evidence provided and, where required, additional tests.

Find our criteria here:
www.sentinel-holding.eu/pruefkriterien

Publisher

Sentinel Holding Institut GmbH
Bötzinger Str. 38
79111 Freiburg im Breisgau
Germany
Tel.: +49 761 590 481-70
info@sentinel-holding.eu
www.sentinel-holding.eu

Technisches Datenblatt

MDF-TRÄGER

PEDROSS®
DIE LEISTE · THE SKIRTING · IL BATTISCOPA

Dieses Datenblatt enthält wichtige Informationen zu Materialien und Handhabung. Lesen Sie es aufmerksam durch und verwahren Sie es sorgfältig.

Charakteristik

Anwendung und Funktion:
Hochwertiges Profil für den technischen und optischen Sockelabschluss zwischen Bodenbelag und Wand.

Komponente	Material	Gewichtsanteil in %
Trägermaterial	• MDF nach DIN EN 622-5 (Verwendung im Trockenbereich)	95-98%
Dekormaterial	• Imprägnat Dekorfolie • Imprägnat Grundierfolie (Farbauftrag ja, Farbhaftung prüfen) • Echtholzfurnier	0,5-2,5% 0,5-2,5% 0,5-2,5%
Verklebung	• EVA Schmelzkleber	0,5-2,5%
Oberfläche	• UV-Lack transparent / eingefärbt	0,11-0,5%

Toleranzen:
PEDROSS N13001

Feuchtigskeitsgehalt bei Auslieferung:
< 7 %

VOC- und Formaldehydemission:
nach ISO 16000, erfüllt Anforderung der RAL-ZU 38 (EPH Nr.251472/1/B)

Widerstand gegen Pilz- und Insektenbefall:
DIN EN 335-3:1995; Klasse 2

Lagerungsbedingungen

Profile stehend oder auf ebener Unterlage lagern

Vor Einwirkung chemischer Stoffe schützen

Vor Feuchtigkeit schützen

Ideale Lagertemperatur 18°C
min. 10°C - max. 40°C[4]

Vor direkter Sonneneinstrahlung schützen

Lagerung bei Luftfeuchtigkeit von 55 - 70 %

Folgeschäden bei nicht fachgerechter Lagerung

- Farbänderungen an der Oberfläche
- Beschädigung der Lackschicht
- Rissbildung
- Krümmung, Verdrehung
- Maßdifferenzen durch Schwund und Quellung
- Delaminierung des Dekormaterials

Montage-und Pflegeanleitung

MDF-TRÄGER

PEDROSS®
DIE LEISTE · THE SKIRTING · IL BATTISCOPA

Dieses Datenblatt enthält wichtige Informationen zu Materialien und Handhabung. Lesen Sie es aufmerksam durch und verwahren Sie es sorgfältig.

Untergrund und Mauerwerk


trocken


staubfrei


eben



tragfähig



- Auf Festigkeit und Hohlstellen kontrollieren
- Unebenheiten ausgleichen

Verarbeitung

- Wahl der Befestigungsart je nach Wandaufbau (Trockenbau, Gips, Beton, Holz, usw.):

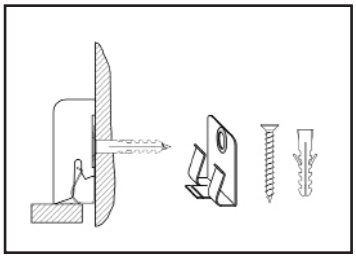
Clipstar

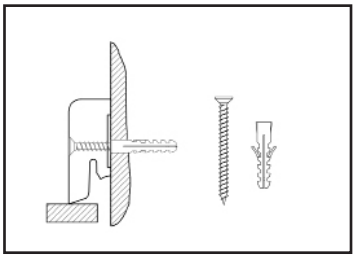
Schraube und Dübel

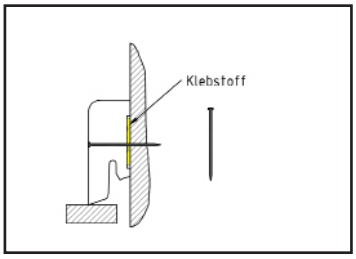

Nageln und/oder Kleben

Arbeitsschritte:

1. Ausmessen der Wand
2. Zuschnitt der Sockelleiste auf Länge. Dabei auf wenig Nahtstellen achten und berücksichtigen ob die Sockelleiste mit Eck- und Stoßverbinder oder mit Gehrungsverbindung verlegt wird.
3. Je nach Beschaffenheit der Mauer ist zwischen den Clipsen, Schrauben und/oder Nägeln ein Abstand von 25 bis 50 cm zu lassen.


Leisten nur mit Klebebändern abkleben die eine Klebkraft (laut DIN EN 1939) von 2N/cm nicht überschreiten.


Beim Montieren ist auf die Einhaltung der persönlichen Sicherheit zu achten und entsprechende Schutzausrüstung zu tragen.

Pflege und Entsorgung


Weiche Tücher und sanfte Reinigungsmittel zur regelmäßigen feuchten oder trockenen Reinigung verwenden.


Sockelleisten mit dem Staubsauger absaugen


Nach Gebrauch umweltgerecht entsorgen


Keine scheuernden Reinigungsmittel verwenden


Wasseransammlungen vermeiden

Besondere Hinweise

Die Informationen bzw. Daten in diesem technischen Datenblatt dienen der Sicherstellung des gewöhnlichen Verwendungszwecks bzw. der gewöhnlichen Verwendungseignung und basieren auf unseren Erkenntnissen und Erfahrungen. Für evtl. Druckfehler, Normfehler und Irrtümer kann keine Garantie übernommen werden. Der Inhalt des technischen Datenblattes dient weder als Gebrauchsanweisung, noch als rechtsverbindliche Grundlage und entbindet den Anwender nicht davon, eigenverantwortlich die Eignung und Verwendung des Produktes zu prüfen. Anwendungen, die nicht eindeutig in diesem technischen Datenblatt erwähnt werden, dürfen erst nach Rücksprache erfolgen. Ohne Freigabe erfolgen sie auf eigenes Risiko. Dies gilt insbesondere für Kombinationen mit anderen Produkten. Unsere Qualitätsbedingungen und Datenblätter werden laufend verbessert. Für zukünftige Bestellungen könnte das vorliegende Dokument nicht mehr aktuell sein. Wir weisen darauf hin, dass es in Ihrer Pflicht liegt vor jeder Bestellung das aktualisierte Dokument im Kundenportal (Login über die Website www.pedross.com) herunterzuladen

KARL PEDROSS AG

I-39021 LATSCH (BZ)
Industriezone 1C

T +39 0473 722 200
F +39 0473 722 300

info@pedross.com
www.pedross.com

© Alle Rechte vorbehalten / 05 Datenblatt überarbeitet, 24.01.2024

Scheda Prodotto

BATTISCOPA SUPPORTO MDF

PEDROSS®
DIE LEISTE · THE SKIRTING · IL BATTISCOPA

Questo foglio informativo contiene informazioni importanti riguardo ai materiali ed al loro trattamento. Leggetelo attentamente e conservatelo con cura.

Caratteristiche

Applicazione e funzione:
Profilo di alta qualità per il battiscopa tecnico e visivo tra il pavimento e la parete.

Componente	Materiale	Proporzione peso %
Supporto	• MDF secondo DIN EN 622-5 (uso in aree secche)	95-98%
Materiale di rivestimento	• Carta decorativa impregnata • Carta melaminica bianca impregnata (pitturabile, previa verifica aderenza del colore) • Impiallacci in vero legno	0,5-2,5% 0,5-2,5% 0,5-2,5%
Incollaggio	• Collante termofusibile EVA	0,5-2,5%
Superficie	• Verniciatura UV-trasparente / colore	0,11-0,5%

Tolleranze:
PEDROSS N13001

Umidità al momento della spedizione:
< 7 %

Emissione di formaldeide:
secondo ISO 16000, soddisfa i requisiti di RAL-ZU 38 (EPH Nr.251472/1/B)

Resistenza agli attacchi fungini e insetti:
DIN EN 350-2; Classe 4

Condizioni di stoccaggio

Conservare i profili in posizione verticale o su una superficie piana

Proteggere dagli effetti delle sostanze chimiche

Proteggere dall'umidità

Temperatura di conservazione ideale 18°C
min. 10°C - max. 40°C³

Protezione dalla radiazione solare

Conservazione a un'umidità del 55 - 70%

Danni conseguenti all'immagazzinamento improprio

- Cambiamenti di colore sulla superficie
- Danneggiamento del trattamento di laccatura
- Formazione di crepe
- Curvatura, torsione
- Differenze dimensionali dovute al ritiro e al gonfiore
- Delaminazione del materiale di decoro

Montaggio ed istruzioni per il mantenimento

BATTISCOPA SUPPORTO MDF

PEDROSS®
DIE LEISTE · THE SKIRTING · IL BATTISCOPA

Questo foglio informativo contiene informazioni importanti riguardo ai materiali ed al loro trattamento. Leggetelo attentamente e conservatelo con cura.

Sottofondo ed opere murarie


secco ed asciutto


libero da polvere


dritto



resistente



- Verificare la stabilità ed eventuali punti vuoti
- Compensare eventuali irregolarità

Utilizzo

• Scelta della metodologia di installazione a seconda delle caratteristiche del muro (secco, gesso, cemento, legno, ecc.):

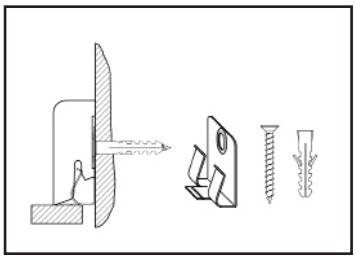
Clipstar

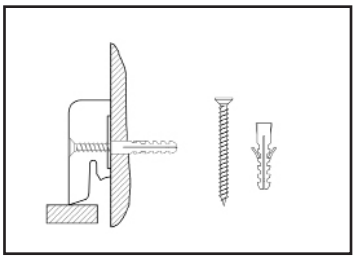
Viti e tasselli

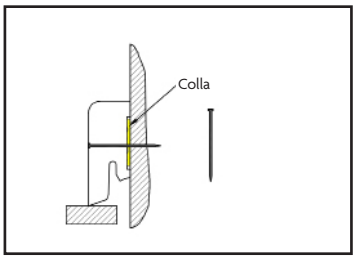

Chiodi e/o colla

Passi successivi:

1. Misurazione del muro
2. Taglio del battiscopa nel senso della lunghezza, evitando il più possibile congiunzioni e tenendo in considerazione se il montaggio avverrà con accessori angolari oppure tagliando a 45 gradi in prossimità degli angoli e spigoli.
3. A seconda delle caratteristiche dell'opera muraria, si consiglia una distanza variabile tra i 25 ed i 50 cm tra le clips, le viti o i chiodi.


Utilizzare solo nastri adesivi con forza (secondo norme DIN EN 1939) di massimo 2N/cm e non superiore


Durante il montaggio rispettare le norme di sicurezza personale ed utilizzare equipaggiamento adatto.

Cura e smaltimento


Utilizzare panni morbidi e detergenti non aggressivi per la regolare pulizia


Evitare strofinamenti e/o detergenti che richiedano strofinamento


Rimuovere la polvere dai battiscopa con l'aspiratore


Evitare accumuli di acqua o liquidi


Smaltire in maniera ecologica dopo lo smontaggio o alla fine dell'utilizzo

Ulteriori avvertenze

Le informazioni e i dati contenuti in questa scheda tecnica hanno lo scopo di garantire l'idoneità del prodotto per il suo normale utilizzo e si basano sulle nostre conoscenze ed esperienze. Non è possibile fornire alcuna garanzia per eventuali errori di stampa, di standardizzazione o di altro tipo. Il contenuto della scheda tecnica non costituisce né un'istruzione per l'uso né una base giuridicamente vincolante e non esime l'utente dal verificare l'idoneità e l'uso del prodotto sotto la propria responsabilità. Le applicazioni non chiaramente indicate nella presente scheda tecnica possono essere eseguite solo previa consultazione. In assenza di approvazione, esse vengono eseguite a rischio e pericolo dell'utente. Ciò vale in particolare per le combinazioni con altri prodotti. Le nostre condizioni di qualità e le schede tecniche vengono costantemente migliorate. Questo documento potrebbe non essere più aggiornato per gli ordini futuri. Desideriamo sottolineare che è vostra responsabilità scaricare il documento aggiornato dal portale clienti (login tramite il sito www.pedross.com) prima di ogni ordine.

KARL PEDROSS S.P.A.

I-39021 LACES (BZ)
Zona Industriale 1C

T +39 0473 722 200
F +39 0473 722 300

info@pedross.com
www.pedross.com

© Tutti i diritti riservati / 04 scheda tecnica rivista, 25.01.2024

Technical Data Sheet

MDF SKIRTING BOARDS

PEDROSS®
DIE LEISTE · THE SKIRTING · IL BATTISCOPA

This information sheet contains important suggestions with respect to the materials and their treatment. Read it carefully and preserve it with care.

Characteristics

Use and function:
High-quality profile for technical and visual skirting between floor covering and wall.

Components	Material	Weight proportion in %
Supporting material	• MDF according to DIN EN 622-5 (use in dry areas)	95-98%
Wrapping material	• Impregnate decor foil • Impregnate priming film (paintable, check adherence upfront) • Real wood veneer	0,5-2,5% 0,5-2,5% 0,5-2,5%
Bonding	• EVA Melt adhesive	0,5-2,5%
Surface	• UV-varnish transparent / colored • Water-based varnish transparent / colored	0,11-0,5% 0,11-0,5%

Tolerances:
PEDROSS N13001

Moisture content at delivery:
< 7 %

Formaldehyd emission:
nach ISO 16000, erfüllt Anforderung der RAL-ZU 38 (EPH Nr.251472/1/B)

Resistance to fungal and insect attack:
DIN EN 335-3:1995; Klasse 2

Storage conditions

Store the profiles upright or on a flat surface

Protect from exposure to chemical substances

Protect from moisture

Ideal storage temperature 18°C
min. 10°C - max. 40°C³

Protection from sunlight

Storage at humidity of 55 - 70%

Consequential damage due to improper storage

- Colour changes on the surface
- Damage to the lacquer coating
- Crack formation
- Curvature, twisting
- Dimensional differences due to shrinkage and swelling
- Delamination of the decor material

Installation and maintenance

MDF SKIRTING BOARDS

PEDROSS®
DIE LEISTE · THE SKIRTING · IL BATTISCOPA

This information sheet contains important suggestions with respect to the materials and their treatment. Read it carefully and preserve it with care.

Background and walls


dry


free from dust


straight



resistant

- Proof the stability and possible cavities of the wall
- Adjust and compensate irregularities

Utilization

• choice of the preferred installation way depending on the features of the wall (dry, plasterboards, concrete, wood and/or others):

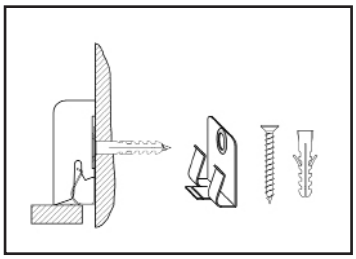
Clipstar

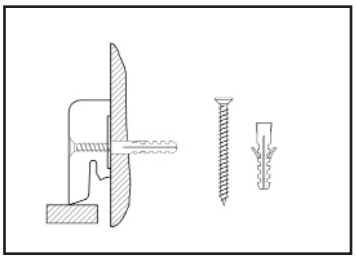
Screws and dowels

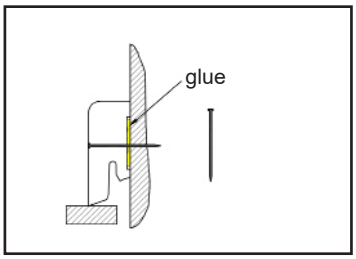

Spikes and/or glue

Following steps:

1. Measuring the wall length
2. Cut the skirting boards at length, avoid joints as much as possible and consider in advance if the installation will take place by using plastic corner pieces or by mitering a 45-degree corner at the edges
3. Depending on the features of the wall, a distance of 25 to 50 cm between clips, screws or spikes is recommended


Only adhesive tapes with strength (DIN EN 1939 regulation) of max. 2N/cm shall be used.


Respect safety regulations and use the correct equipment during the installation.

Care and disposal


Use soft towels or clothes and non-aggressive detergents for regular cleaning


Avoid any rubbing or detergents that require rubbing


Remove the dust by using a vacuum cleaner


Avoid the accumulation of water or liquid products


Dispose an environmentally friendly way after dismounting or at the end of the utilization

Additional information

The information and data in this technical data sheet are intended to ensure that the product is suitable for its normal use and are based on our knowledge and experience. No guarantee can be given for any printing errors, standard errors or mistakes. The content of the technical data sheet serves neither as instructions for use nor as a legally binding basis and does not release the user from checking the suitability and use of the product on his own responsibility. Applications that are not clearly mentioned in this technical data sheet may only be carried out after consultation. Without approval, they are carried out at the user‘s own risk. This applies in particular to combinations with other products. Our quality conditions and data sheets are constantly being improved. This document may no longer be up to date for future orders. We would like to point out that it is your duty to download the updated document from the customer service area (login via the website www.pedross.com) before each order.

KARL PEDROSS AG

I-39021 LACES (BZ)
Zona Industriale 1C

T +39 0473 722 200
F +39 0473 722 300

info@pedross.com
www.pedross.com

© All rights reserved / 04 Data sheet updated, 25.01.2024

Fiche Technique

PLINTHES SUPPORT MDF

PEDROSS®
DIE LEISTE · THE SKIRTING · IL BATTISCOPA

Ce document contient des informations importantes au sujet des matériaux et du traitement. Veuillez le lire avec attention et le conserver avec soin.

Caractéristiques

Application et fonction:
Profil de haute qualité pour les plinthes techniques et visuelles entre le revêtement de sol et le mur.

Composant	Matériau	Proportion poids %
Matériau de support	• MDF selon la norme DIN EN 622-5 (utilisation dans des zones sèches)	95-98%
Matériau de revêtement	• Feuille décorative imprégnée • Feuille melaminée blanche imprégnée (prête-à-peindre, verifier avant l'adhésion de la peinture) • Placage bois véritable	0,5-2,5% 0,5-2,5% 0,5-2,5%
Collage	• EVA colle thermofusible	0,5-2,5%
Surface	• Verni UV-transparente / couleur • Verni à l'eau transparent / couleur	0,11-0,5% 0,11-0,5%

Tolérances:
PEDROSS N13001

Taux d' humidité à la livraison:
< 7 %

Émission de formaldéhyde:
selon ISO 16000, répond aux exigences de RAL-ZU 38 (EPH Nr.251472/1/B)

Résistance aux attaques des moisissures et des insectes:
DIN EN 335-3:1995; Classe 2

Conditions de stockage

Stocker les profils debout ou sur une surface plane

Protéger contre les effets des substances chimiques

Protéger de l'humidité

Température de stockage idéale 18°C
min. 10°C - max. 40°C³

Protection contre le rayonnement solaire

Stockage à un taux d'humidité de 55 à 70 %

Dommages consécutifs à un mauvais stockage

- Changements de couleur de la surface
- Détérioration du revêtement
- Craquage
- Pliage, torsion
- Différences dimensionnelles dues au rétrécissement et au gonflement
- Délaminage du matériel de décoration

Installation et instructions pour la maintenance

PLINTHES SUPPORT MDF

DIE LEISTE · THE SKIRTING · IL BATTISCOPA

Ce document contient des informations importantes au sujet des matériaux et du traitement. Veuillez le lire avec attention et le conserver avec soin.

Base et murage



sec



libre de poussière



droit



résistant



- Vérifier la stabilité et les éventuels points caves
- Aplanir les irrégularités de la paroi

Utilisation

• Choix de la méthodologie d'installation selon les caractéristiques de la paroi (sèche, plâtre, ciment, bois, etc.):

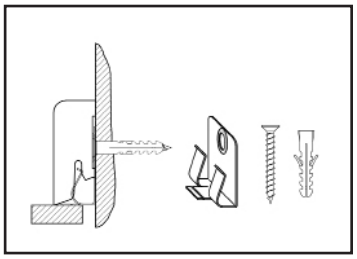

Clipstar

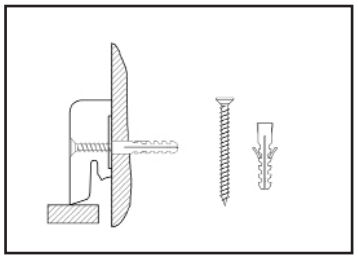

Vis et chevilles

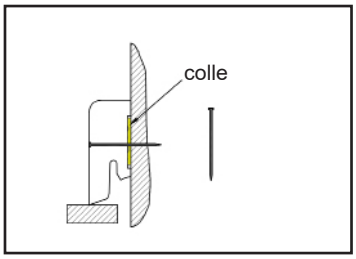

Clous et/ou colle

Pas suivants:

1. Mesurage de la paroi
2. Coupe de la plinthe à la longueur souhaitée en évitant le plus possible de créer points de jonction et en considérant si l'installation se fera à l'aide des accessoires en plastique (angles et capuchons) ou par la coupe à 45 degrés des angles
3. Selon les caractéristiques du murage, une distance variable entre 25 et 50 cm entre les clips, les vis ou les clous est conseillée



Utiliser uniquement des rubans adhésifs avec force (selon normes DIN EN 1939) de 2N/cm et non supérieure.



Durant l'installation, veuillez respecter les consignes de sécurité individuelle et utiliser un équipement adapté.

Soin et élimination



Utiliser des tissus souples et détergents non agressifs pour le nettoyage



Ne pas frotter et ne pas utiliser de détergents qui nécessitent le frottage



Enlever la poussière à l'aide d'un aspirateur



Eviter l'accumulation d'eau et/ou produits liquides



Eliminer de façon respectueuse de l'environnement après de démontage ou à la fin de l'utilisation

Avertissements ultérieurs

Les informations et données contenues dans cette fiche technique servent à garantir l'utilisation normale ou l'aptitude à l'utilisation normale et sont basées sur nos connaissances et notre expérience. Nous ne pouvons pas garantir l'absence de fautes d'impression, de normes ou d'erreurs. Le contenu de la fiche technique ne sert ni de mode d'emploi, ni de base juridiquement contraignante et ne dispense pas l'utilisateur de vérifier sous sa propre responsabilité l'adéquation et l'utilisation du produit. Les applications qui ne sont pas clairement mentionnées dans cette fiche technique ne doivent être effectuées qu'après consultation. Sans autorisation, elles se font aux risques et périls de l'utilisateur. Cela vaut en particulier pour les combinaisons avec d'autres produits. Nos conditions de qualité et nos fiches techniques sont améliorées en permanence. Pour les commandes futures, le présent document pourrait ne plus être d'actualité. Nous attirons votre attention sur le fait qu'il est de votre devoir de télécharger avant chaque commande le document actualisé sur le portail clientèle (login via le site www.pedross.com).

KARL PEDROSS AG

I-39021 LACES (BZ)
Zona Industriale 1C

T +39 0473 722 200
F +39 0473 722 300

info@pedross.com
www.pedross.com

@ Tous droits réservés / 04 Fiche technique révisée, 25.01.2024

Technisches Datenblatt

MDF/HDF TRÄGER BODENPROFIL

PEDROSS®
DIE LEISTE · THE SKIRTING · IL BATTISCOPA

Dieses Datenblatt enthält wichtige Informationen zu Materialien und Handhabung. Lesen Sie es aufmerksam durch und verwahren Sie es sorgfältig.

Charakteristik

Anwendung und Funktion:
Hochwertiges Profil für den technischen und optischen Sockelabschluss zwischen Bodenbelag und Wand.

Komponente	Material	Gewichtsanteil in %
Trägermaterial	• MDF/HDF nach DIN EN 622-5 (Verwendung im Trockenbereich)	90%
Dekormaterial	• Dekorfolie lackiert	5,5%
Verklebung	• EVA Schmelzkleber	3,5%
Oberfläche	• UV-Lack transparent - Abriebbeständigkeit AC3-AC5 nach DIN EN 13329 • UV-Lack transparent - Abriebbeständigkeit WR1 nach DIN EN 14354	1% 1%

Toleranzen:
PEDROSS N13001

Feuchtigkeitsgehalt bei Auslieferung:
< 7 %

VOC- und Formaldehydemission:
nach ISO 16000, erfüllt Anforderung der RAL-ZU 38 (EPH Nr.251472/1/B)

Widerstand gegen Pilz- und Insektenbefall:
DIN EN 335-3:1995; Klasse 2

Lagerungsbedingungen

Profile stehend oder auf ebener Unterlage lagern

Vor Einwirkung chemischer Stoffe schützen

Vor Feuchtigkeit schützen

Ideale Lagertemperatur 18°C

Vor direkter Sonneneinstrahlung schützen

Lagerung bei Luftfeuchtigkeit von 55 - 70 %

Folgeschäden bei nicht fachgerechter Lagerung

- Farbänderungen an der Oberfläche
- Beschädigung der Lackschicht
- Rissbildung
- Krümmung, Verdrehung
- Maßdifferenzen durch Schwund und Quellung
- Delaminierung des Dekormaterials

Montage-und Pflegeanleitung

MDF/HDF TRÄGER BODENPROFIL

PEDROSS®
DIE LEISTE · THE SKIRTING · IL BATTISCOPA

Dieses Datenblatt enthält wichtige Informationen zu Materialien und Handhabung. Lesen Sie es aufmerksam durch und verwahren Sie es sorgfältig.

Untergrund und Mauerwerk


trocken


staubfrei


eben



tragfähig



- Auf Festigkeit und Hohlstellen kontrollieren
- Unebenheiten ausgleichen

Verarbeitung

- Wahl der Befestigungsart:

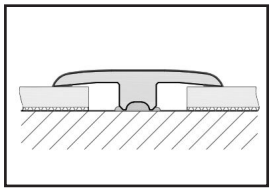
Kleben
(Montagekleber)

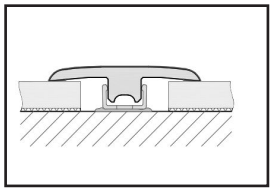
Kleben mit niederer Grundschiene

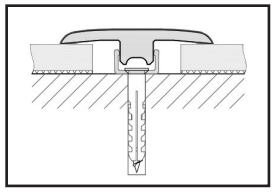
Schraube und Dübel mit niederer Grundschiene

Erste Arbeitsschritte:

1. Ausmessen der Dehnungsfuge
2. Zuschnitt der Grundschiene auf Länge
3. Zuschnitt des Bodenprofils auf Länge

Weitere Arbeitsschritte:

ohne Grundschiene:

4. Kleber auftragen
5. Montage Bodenprofil

mit Grundschiene:

4. Montage der Grundschiene
5. Fuß des Bodenprofils in die U-Grundschiene über die gesamte Länge eindrücken


Leisten nur mit Klebebändern abkleben die eine Klebkraft (laut DIN EN 1939) von 2N/cm nicht überschreiten.


Beim Montieren ist auf die Einhaltung der persönlichen Sicherheit zu achten und entsprechende Schutzausrüstung zu tragen.

Pflege und Entsorgung


Weiche Tücher und sanfte Reinigungsmittel zur regelmäßigen feuchten oder trockenen Reinigung verwenden.


Keine scheuernden Reinigungsmittel verwenden


Sockelleisten mit dem Staubsauger absaugen


Wasseransammlungen vermeiden


Nach Gebrauch umweltgerecht entsorgen

Besondere Hinweise

Die Informationen bzw. Daten in diesem technischen Datenblatt dienen der Sicherstellung des gewöhnlichen Verwendungszwecks bzw. der gewöhnlichen Verwendungseignung und basieren auf unseren Erkenntnissen und Erfahrungen. Für evtl. Druckfehler, Normfehler und Irrtümer kann keine Garantie übernommen werden. Der Inhalt des technischen Datenblattes dient weder als Gebrauchsanweisung, noch als rechtsverbindliche Grundlage und entbindet den Anwender nicht davon, eigenverantwortlich die Eignung und Verwendung des Produktes zu prüfen. Anwendungen, die nicht eindeutig in diesem technischen Datenblatt erwähnt werden, dürfen erst nach Rücksprache erfolgen. Ohne Freigabe erfolgen sie auf eigenes Risiko. Dies gilt insbesondere für Kombinationen mit anderen Produkten. Unsere Qualitätsbedingungen und Datenblätter werden laufend verbessert. Für zukünftige Bestellungen könnte das vorliegende Dokument nicht mehr aktuell sein. Wir weisen darauf hin, dass es in Ihrer Pflicht liegt vor jeder Bestellung das aktualisierte Dokument im Kundenportal (Login über die Website www.pedross.com) herunterzuladen.

KARL PEDROSS AG

I-39021 LATSCH (BZ)
Industriezone 1C

T +39 0473 722 200
F +39 0473 722 300

info@pedross.com
www.pedross.com

PD14016.02

© Alle Rechte vorbehalten / 02 Datenblatt überarbeitet, 24.01.2024

Scheda Prodotto

PROFILI PER PAVIMENTO IN HDF/MDF

PEDROSS®
DIE LEISTE · THE SKIRTING · IL BATTISCOPA

Questo foglio informativo contiene informazioni importanti riguardo ai materiali ed al loro trattamento. Leggetelo attentamente e conservatelo con cura.

Caratteristiche

Applicazione e funzione:
Profilo di alta qualità per il battiscopa tecnico e visivo tra il pavimento e la parete.

Componente	Materiale	proporzione peso %
Supporto	• MDF/HDF secondo DIN EN 622-5 (uso in aree secche)	90%
Materiale di rivestimento	• Carta decorativa impregnata • Impiallacci in vero legno	5,5% 5,5%
Incollaggio	• Collante termofusibile EVA	3,5%
Superficie	• Verniciatura UV-trasparente - resistenza all'abrasione AC3-AC5 secondo DIN EN 13329 • Verniciatura UV-trasparente - resistenza all'abrasione WR1 secondo DIN EN 14354	1% 1%

Tolleranze:
PEDROSS N13001

Umidità al momento della spedizione:
< 7 %

Emissione di formaldeide:
secondo ISO 16000, soddisfa i requisiti di RAL-ZU 38 (EPH Nr.251472/1/B)

Resistenza agli attacchi fungini e insetti:
DIN EN 335-3:1995; Classe 2

Condizioni di stoccaggio

Conservare i profili in posizione verticale o su una superficie piana

Proteggere dagli effetti delle sostanze chimiche

Proteggere dall'umidità

Temperatura di conservazione ideale 18°C

Protezione dalla radiazione solare

Conservazione a un'umidità del 55 - 70%

Danni conseguenti all'immagazzinamento improprio

- Cambiamenti di colore sulla superficie
- Danneggiamento del trattamento di laccatura
- Formazione di crepe
- Curvatura, torsione
- Differenze dimensionali dovute al ritiro e al gonfiore
- Delaminazione del materiale di decoro

Montaggio ed istruzioni per il mantenimento

PROFILI PER PAVIMENTO IN HDF/MDF

PEDROSS®
DIE LEISTE · THE SKIRTING · IL BATTISCOPA

Questo foglio informativo contiene informazioni importanti riguardo ai materiali ed al loro trattamento. Leggetelo attentamente e conservatelo con cura.

Sottofondo ed opere murarie


secco ed asciutto


libero da polvere


dritto



resistente



- Verificare la stabilità ed eventuali punti vuoti
- Compensare eventuali irregolarità

Utilizzo

- Scelta della metodologia di installazione:

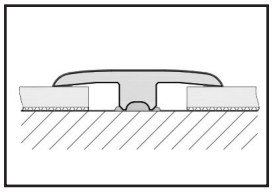
Colla (colla di montaggio)

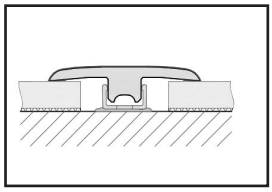
Incollaggio con la guida di base inferiore

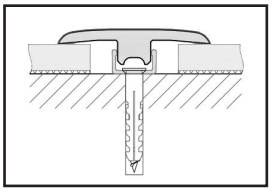
Vite e tassello con guida di base bassa

Primi passi:

1. Misurare il giunto di dilatazione
2. Tagliare il profilo di base a misura
3. Tagliare il profilo del pavimento a misura

Ulteriori passi di lavoro:

senza profilo di base:

4. Applicare la colla
5. Montaggio del profilo del pavimento

con profilo di base:

4. Montaggio del profilo di base
5. Premere il piede del profilo del pavimento nel profilo di base per tutta la lunghezza


Utilizzare solo nastri adesivi con forza (secondo norme DIN EN 1939) di massimo 2N/cm e non superiore.


Durante il montaggio rispettare le norme di sicurezza personale ed utilizzare equipaggiamento adatto.

Cura e smaltimento


Utilizzare panni morbidi e detergenti non aggressivi per la regolare pulizia


Rimuovere la polvere dai battiscopa con l'aspiratore


Smaltire in maniera ecologica dopo lo smontaggio o alla fine dell'utilizzo


Evitare strofinamenti e/o detergenti che richiedano strofinamento


Evitare accumuli di acqua o liquidi

Ulteriori avvertenze

Le informazioni e i dati contenuti in questa scheda tecnica hanno lo scopo di garantire l'idoneità del prodotto per il suo normale utilizzo e si basano sulle nostre conoscenze ed esperienze. Non è possibile fornire alcuna garanzia per eventuali errori di stampa, di standardizzazione o di altro tipo. Il contenuto della scheda tecnica non costituisce né un'istruzione per l'uso né una base giuridicamente vincolante e non esime l'utente dal verificare l'idoneità e l'uso del prodotto sotto la propria responsabilità. Le applicazioni non chiaramente indicate nella presente scheda tecnica possono essere eseguite solo previa consultazione. In assenza di approvazione, esse vengono eseguite a rischio e pericolo dell'utente. Ciò vale in particolare per le combinazioni con altri prodotti. Le nostre condizioni di qualità e le schede tecniche vengono costantemente migliorate. Questo documento potrebbe non essere più aggiornato per gli ordini futuri. Desideriamo sottolineare che è vostra responsabilità scaricare il documento aggiornato dal portale clienti (login tramite il sito www.pedross.com) prima di ogni ordine.

KARL PEDROSS S.P.A.

I-39021 LACES (BZ)
Zona Industriale 1C

T +39 0473 722 200
F +39 0473 722 300

info@pedross.com
www.pedross.com

© Tutti i diritti riservati / 02 Scheda tecnica rivista, 25.01.2024

Technical Data Sheet

MDF/HDF FLOORING PROFILES

PEDROSS®
DIE LEISTE · THE SKIRTING · IL BATTISCOPA

This information sheet contains important suggestions with respect to the materials and their treatment. Read it carefully and preserve it with care.

Characteristics

Use and function:
High-quality profile for technical and visual skirting between floor covering and wall.

Components	Material	Weight proportion in %
Supporting material	• MDF/HDF according to DIN EN 622-5 (use in dry areas)	90%
Wrapping material	• Impregnated decor foil • Real wood veneer	5,5% 5,5%
Bonding	• EVA Melt adhesive	3,5%
	• UV-varnish transparent - abrasion resistance AC3-AC5 according to DIN EN 13329 • UV-varnish transparent - abrasion resistance WR1 according to DIN EN 13354	1% 1%

Tolerances:
PEDROSS N13001

Moisture content at delivery:
< 7 %

Formaldehyd emission:
according to ISO 16000, meets requirement of RAL-ZU 38 (EPH Nr.251472/1/B)

Resistance to fungal and insect attack:
DIN EN 335-3:1995; Klasse 2

Storage conditions

Store the profiles upright or on a flat surface

Protect from exposure to chemical substances

Protect from moisture

Ideal storage temperature 18°C

Protection from sunlight

Storage at humidity of 55 - 70%

Consequential damage due to improper storage

- Colour changes on the surface
- Damage to the lacquer coating
- Crack formation
- Curvature, twisting
- Dimensional differences due to shrinkage and swelling
- Delamination of the decor material

Installation and maintenance

MDF/HDF FLOORING PROFILES

PEDROSS®
DIE LEISTE · THE SKIRTING · IL BATTISCOPA

This information sheet contains important suggestions with respect to the materials and their treatment. Read it carefully and preserve it with care.

Background and walls

dry | free from dust | straight | resistant

- Proof the stability and possible cavities of the wall
- Adjust and compensate irregularities

Utilization

- Choice of fixing method:

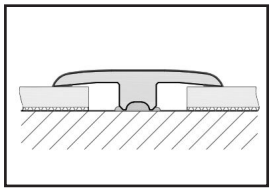

Glueing (assembly glue)

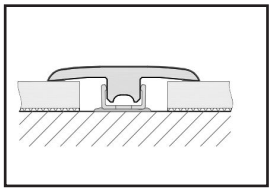

Glueing with low base profile

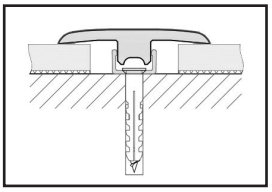

Screw and dowel with low base profile

First steps:

1. Measuring the expansion joint
2. Cut the base profile to length
3. Cut the floor profile to length

Following steps:

without base profile:

4. Apply glue
5. Install the flooring profile

with base profile:

4. Install the fixing rail
5. Foot of the floor profile into the base rail then press in over the entire length

Only adhesive tapes with strength (DIN EN 1939 regulation) of max. 2N/cm shall be used.

Respect safety regulations and use the correct equipment during the installation.

Care and disposal

Use soft towels or clothes and non-aggressive detergents for regular cleaning

Avoid any rubbing or detergents that require rubbing

Remove the dust by using a vacuum cleaner

Avoid the accumulation of water or liquid products

Dispose an environmentally friendly way after dismounting or at the end of the utilization

Additional information

The information and data in this technical data sheet are intended to ensure that the product is suitable for its normal use and are based on our knowledge and experience. No guarantee can be given for any printing errors, standard errors or mistakes. The content of the technical data sheet serves neither as instructions for use nor as a legally binding basis and does not release the user from checking the suitability and use of the product on his own responsibility. Applications that are not clearly mentioned in this technical data sheet may only be carried out after consultation. Without approval, they are carried out at the user‘s own risk. This applies in particular to combinations with other products. Our quality conditions and data sheets are constantly being improved. This document may no longer be up to date for future orders. We would like to point out that it is your duty to download the updated document from the customer service area (login via the website www.pedross.com) before each order.

KARL PEDROSS AG

I-39021 LACES (BZ)
Zona Industriale 1C

T +39 0473 722 200
F +39 0473 722 300

info@pedross.com
www.pedross.com

© All rights reserved / 02 Data sheet revised, 25.01.2024

Fiche Technique

BARRES DE SEUILS SUPPORT MDF/HDF

PEDROSS®
DIE LEISTE · THE SKIRTING · IL BATTISCOPA

Ce document contient des informations importantes au sujet des matériaux et du traitement. Veuillez le lire avec attention et le conserver avec soin.

Caractéristiques

Application et fonction:
Profil de haute qualité pour les plinthes techniques et visuelles entre le revêtement de sol et le mur.

Composant	Matériau	Proportion poids %
Matériau de support	• MDF/HDF selon DIN EN 622-5 (utilisation en milieu sec)	90%
Matériau de revêtement	• Feuille décorative imprégnée • Placage bois véritable	5,5% 5,5%
Collage	• EVA colle thermofusible	3,5%
Surface	• Vernis UV transparent - résistance à l'abrasion AC3-AC5 selon DIN EN 13329 • Vernis UV transparent - résistance à l'abrasion WR1 selon DIN EN 14354	1% 1%

Tolérances:
PEDROSS N13001

Taux d' humidité à la livraison:
< 7 %

Émission de formaldéhyde:
selon ISO 16000, répond aux exigences de RAL-ZU 38 (EPH Nr.251472/1/B)

Résistance aux attaques des moisissures et des insectes:
DIN EN 335-3:1995; Classe 2

Conditions de stockage

Stocker les profils debout ou sur une surface plane

Protéger contre les effets des substances chimiques

Protéger de l'humidité

Température de stockage idéale 18°C

Protection contre le rayonnement solaire

Stockage à un taux d'humidité de 55 à 70 %

Dommages consécutifs à un mauvais stockage

- Changements de couleur de la surface
- Détérioration du revêtement
- Craquage
- Pliage, torsion
- Différences dimensionnelles dues au rétrécissement et au gonflement
- Délaminage du matériel de décoration

Installation et instructions pour la maintenance

BARRES DE SEUILS SUPPORT MDF/HDF

PEDROSS®
DIE LEISTE · THE SKIRTING · IL BATTISCOPA

Ce document contient des informations importantes au sujet des matériaux et du traitement. Veuillez le lire avec attention et le conserver avec soin

Base et murage


sec


libre de poussière


droit



résistant



- Vérifier la stabilité et les éventuels points caves
- Aplanir les irrégularités de la paroi

Utilisation

- Choix de la méthode de montage:

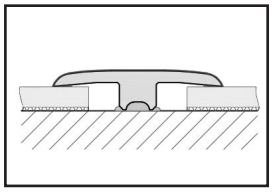
Collage (adhésif d'assemblage)

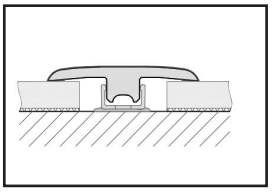
Collage avec la traverse inférieure

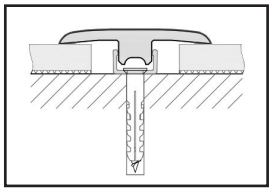
Vis et cheville avec rail à base basse

Premières étapes de travail:

1. Mesurer le joint de dilatation
2. coupez le rail de base à la longueur voulue
3. coupez le profilé de sol à la longueur voulue

Pas suivants:

sans rail de base:

4. appliquer la colle
5. montage du profilé de sol

avec rail de base:

4. Monter le rail de base
5. pied du profilé de sol dans le rail de base en U pressez sur toute la longueur


Utiliser uniquement des rubans adhésifs avec force (selon normes DIN EN 1939) de 2N/cm et non supérieure.


Durant l'installation, veuillez respecter les consignes de sécurité individuelle et utiliser un équipement adapté.

Soin et élimination


Utiliser des tissus souples et détergents non agressifs pour le nettoyage


Ne pas frotter et ne pas utiliser de détergents qui nécessitent le frottage


Enlever la poussière à l'aide d'un aspirateur


Eviter l'accumulation d'eau et/ou produits liquides


Eliminer de façon respectueuse de l'environnement après de démontage ou à la fin de l'utilisation

Avertissements ultérieurs

Les informations et données contenues dans cette fiche technique servent à garantir l'utilisation normale ou l'aptitude à l'utilisation normale et sont basées sur nos connaissances et notre expérience. Nous ne pouvons pas garantir l'absence de fautes d'impression, de normes ou d'erreurs. Le contenu de la fiche technique ne sert ni de mode d'emploi, ni de base juridiquement contraignante et ne dispense pas l'utilisateur de vérifier sous sa propre responsabilité l'adéquation et l'utilisation du produit. Les applications qui ne sont pas clairement mentionnées dans cette fiche technique ne doivent être effectuées qu'après consultation. Sans autorisation, elles se font aux risques et périls de l'utilisateur. Cela vaut en particulier pour les combinaisons avec d'autres produits. Nos conditions de qualité et nos fiches techniques sont améliorées en permanence. Pour les commandes futures, le présent document pourrait ne plus être d'actualité. Nous attirons votre attention sur le fait qu'il est de votre devoir de télécharger avant chaque commande le document actualisé sur le portail clientèle (login via le site www.pedross.com).

KARL PEDROSS AG

I-39021 LACES (BZ)
Zona Industriale 1C

T +39 0473 722 200
F +39 0473 722 300

info@pedross.com
www.pedross.com

@ Tous droits réservés / 02 Fiche technique révisée, 25.01.2024

Technisches Datenblatt

CHEMISCHE ZUSAMMENSETZUNG UND PERFORMANCE VON KLEBSTOFFEN

PEDROSS®
DIE LEISTE · THE SKIRTING · IL BATTISCOPA

Dieses Datenblatt enthält wichtige Informationen zu Materialien und Handhabung. Lesen Sie es aufmerksam durch und verwahren Sie es sorgfältig.

Charakteristik

PEDROSS bestätigt, dass die chemischen Zusammensetzungen der Klebstoffe folgende sind:

EVA (Ethylen Vinylacetat Schmelzkleber)

Hitzebeständigkeit Endprodukt 65 - 85°

Material	Gewicht %	Kas. Nr.
Ethylen-Vinylacetat-Copolymere	50 - 70%	24937-78-8
Klebemittel, Kolophonium-Ester	0 - 25%	8050-31-5
Klebemittel, Aromatische Harze	0 - 20%	68131-99-7
Destillate (Erdöl) Dampf gespalten, polymerisiert	0 - 25%	68131-77-1

APAO (Polyolefin Schmelzkleber)

Hitzebeständigkeit Endprodukt 100 - 120°

Material	Gewicht %	Kas. Nr.
Amorphe Poly(alpha)olefine	60 - 70%	-
Klebemittel, Kohlenwasserstoffharze	20 - 30%	152698-66-3
Maleiniertes Polypropylen	0 - 5%	25722-45-6

PUR (Polyuretan Schmelzkleber)

Hitzebeständigkeit Endprodukt 120 - 150° / Wasserbeständigkeit eingetaucht 4h

Material	Gewicht %	Kas. Nr.
Polyurethan-Prepolymer	>95%	-
Diphenylmethandiisocyanat	<5%	101-68-8

PVAC (Polyvinylacetat)

Hitzebeständigkeit Endprodukt 90 - 110° / Wasserbeständigkeit eingetaucht 2 - 4h

Material	Gewicht %	Kas. Nr.
Polyvinylacetat	42 - 50%	9003-20-7
Wasser	40 - 53%	-
Polyvinylalkohol	3,5 - 5,5%	9002-89-5
Zusatzstoffe (Weichmacher, anorganische Salze, oberflächenaktive Stoffe)	0,05 - 2,5%	-

Besondere Hinweise

Die Informationen bzw. Daten in diesem technischen Datenblatt dienen der Sicherstellung des gewöhnlichen Verwendungszwecks bzw. der gewöhnlichen Verwendungseignung und basieren auf unseren Erkenntnissen und Erfahrungen. Für evtl. Druckfehler, Normfehler und Irrtümer kann keine Garantie übernommen werden. Der Inhalt des technischen Datenblattes dient weder als Gebrauchsanweisung, noch als rechtsverbindliche Grundlage und entbindet den Anwender nicht davon, eigenverantwortlich die Eignung und Verwendung des Produktes zu prüfen. Anwendungen, die nicht eindeutig in diesem technischen Datenblatt erwähnt werden, dürfen erst nach Rücksprache erfolgen. Ohne Freigabe erfolgen sie auf eigenes Risiko. Dies gilt insbesondere für Kombinationen mit anderen Produkten. Unsere Qualitätsbedingungen und Datenblätter werden laufend verbessert. Für zukünftige Bestellungen könnte das vorliegende Dokument nicht mehr aktuell sein. Wir weisen darauf hin, dass es in Ihrer Pflicht liegt vor jeder Bestellung das aktualisierte Dokument im Kundenportal (Login über die Website www.pedross.com) herunterzuladen.

KARL PEDROSS AG

I-39021 LACES (BZ)
Industriezone 1C

T +39 0473 722 200
F +39 0473 722 300

info@pedross.com
www.pedross.com

© Alle Rechte vorbehalten / 01 Datenblatt bearbeitet, 24.01.2024

Scheda Prodotto

COMPOSIZIONE CHIMICA E PRESTAZIONE DELLE COLLE

PEDROSS®
DIE LEISTE · THE SKIRTING · IL BATTISCOPA

Questo foglio informativo contiene informazioni importanti riguardo ai materiali ed al loro trattamento. Leggetelo attentamente e conservatelo con cura.

Caratteristiche

PEDROSS conferma che le composizioni chimiche delle colle sono:

EVA (Etilene Vinilacetato Termofusibile)

Resistenza al calore prodotto finale 65 - 85°

Materiale	Peso %	Cas. Nr.
Copolimeri etilene-acetato di vinile	50 - 70%	24937-78-8
Tackifier, esteri di colofonia	0 - 25%	8050-31-5
Tackifier, resine aromatiche	0 - 20%	68131-99-7
Distillati (petrolio) crackizzati a vapore, polimerizzati	0 - 25%	68131-77-1

APAO (Poliolefina Termofusibile)

Resistenza al calore prodotto finale 100 - 120°

Materiale	Peso %	Cas. Nr.
Poli(alfa)olefine amorfe	60 - 70%	-
Tackifier, resine idrocarburiche	20 - 30%	152698-66-3
Polipropilene maleato	0 - 5%	25722-45-6

PUR (Poliuretano Termofusibile)

Resistenza al calore prodotto finale 120 - 150° / Resistenza all'acqua immersa 4h

Materiale	Peso %	Cas. Nr.
Polyurethane prepolymer	>95%	-
Diphenylmethane diiscoyanate	<5%	101-68-8

PVAC (Polivinilacetato)

Resistenza al calore prodotto finale 90 - 110° / Resistenza all'acqua immersa 2 - 4h

Materiale	Peso %	Cas. Nr.
Polivinilacetato	42 - 50%	9003-20-7
Acqua	40 - 53%	-
Alcool polivinilico	3,5 - 5,5%	9002-89-5
Additivo (plastificante, sale inorganico, sostanze attive in superficie)	0,05 - 2,5%	-

Ulteriori avvertenze

Le informazioni e i dati contenuti in questa scheda tecnica hanno lo scopo di garantire l'idoneità del prodotto per il suo normale utilizzo e si basano sulle nostre conoscenze ed esperienze. Non è possibile fornire alcuna garanzia per eventuali errori di stampa, di standardizzazione o di altro tipo. Il contenuto della scheda tecnica non costituisce né un'istruzione per l'uso né una base giuridicamente vincolante e non esime l'utente dal verificare l'idoneità e l'uso del prodotto sotto la propria responsabilità. Le applicazioni non chiaramente indicate nella presente scheda tecnica possono essere eseguite solo previa consultazione. In assenza di approvazione, esse vengono eseguite a rischio e pericolo dell'utente. Ciò vale in particolare per le combinazioni con altri prodotti. Le nostre condizioni di qualità e le schede tecniche vengono costantemente migliorate. Questo documento potrebbe non essere più aggiornato per gli ordini futuri. Desideriamo sottolineare che è vostra responsabilità scaricare il documento aggiornato dal portale clienti (login tramite il sito www.pedross.com) prima di ogni ordine.

KARL PEDROSS AG

I-39021 LACES (BZ)
Zona Industriale 1C

T +39 0473 722 200
F +39 0473 722 300

info@pedross.com
www.pedross.com

© Tutti i diritti riservati / 01 Scheda tecnica rivista, 25.01.2024

Technical Data Sheet

CHEMICAL COMPOSITION AND PERFORMANCE OF GLUES

PEDROSS®
DIE LEISTE · THE SKIRTING · IL BATTISCOPA

This information sheet contains important suggestions with respect to the materials and their treatment. Read it carefully and preserve it with care.

Characteristics

PEDROSS confirms that the chemical compositions of the glues are:

EVA (Ethylene Vinylacetate Hotmelt)

Heat resistance finished product 65 - 85°

Material	Weigth %	Cas. Nr.
Ethylene - Vinylacetate copolymers	50 - 70%	24937-78-8
Tackifier, Rosin esters	0 - 25%	8050-31-5
Tackifier, Aromatic resins	0 - 20%	68131-99-7
Distillates (Petroleum) steam cracked, polymerized	0 - 25%	68131-77-1

APAO (Polyolefin Hotmelt)

Heat resistance finished product 100 - 120°

Material	Weigth %	Cas. Nr.
Amorphous poly(alpha)olefins	60 - 70%	-
Tackifier, Hydrocarbon resins	20 - 30%	152698-66-3
Maleated polypropylene	0 - 5%	25722-45-6

PUR (Polyuretane Hotmelt)

Heat resistance finished product 120 - 150° / water resistance immersed 4h

Material	Weigth %	Cas. Nr.
Polyurethane prepolymer	>95%	-
Diphenylmethane diiscoyanate	<5%	101-68-8

PVAC (Polyvinylacetate)

Heat resistance finished product 90 - 110° / water resistance immersed 2 - 4h

Material	Weigth %	Cas. Nr.
Polyvinylacetate	42 - 50%	9003-20-7
Water	40 - 53%	-
Polyvinylalcohol	3,5 - 5,5%	9002-89-5
Additive (Plasticizer, Inorganic salt, Surface active substances)	0,05 - 2,5%	-

Additional information

The information and data in this technical data sheet are intended to ensure that the product is suitable for its normal use and are based on our knowledge and experience. No guarantee can be given for any printing errors, standard errors or mistakes. The content of the technical data sheet serves neither as instructions for use nor as a legally binding basis and does not release the user from checking the suitability and use of the product on his own responsibility. Applications that are not clearly mentioned in this technical data sheet may only be carried out after consultation. Without approval, they are carried out at the user's own risk. This applies in particular to combinations with other products. Our quality conditions and data sheets are constantly being improved. This document may no longer be up to date for future orders. We would like to point out that it is your duty to download the updated document from the customer service area (login via the website www.pedross.com) before each order.

KARL PEDROSS AG

I-39021 LACES (BZ)
Zona Industriale 1C

T +39 0473 722 200
F +39 0473 722 300

info@pedross.com
www.pedross.com

© All rights reserved / 03 Data sheet revised, 25.01.2024

Fiche Technique

COMPOSITION CHIMIQUE ET PERFORMANCE DES COLLES

PEDROSS®
DIE LEISTE · THE SKIRTING · IL BATTISCOPA

Ce document contient des informations importantes au sujet des matériaux et du traitement. Veuillez le lire avec attention et le conserver avec soin.

Caractéristiques

PEDROSS confirme que les compositions chimiques des colles sont :

EVA (éthylène-acétate de vinyle thermofusible)

Résistance thermique du produit fini 65 - 85°

Matériau	Poids %	Cas. Nr.
Copolymères éthylène - acétate de vinyle	50 - 70%	24937-78-8
Adhésif, Esters de colophane	0 - 25%	8050-31-5
Adhésif, Résines aromatiques	0 - 20%	68131-99-7
Distillats (pétrole), vapocraquage, polymérisatio	0 - 25%	68131-77-1

APAO (Polyoléfine thermofusible)

Résistance thermique du produit fini 100 - 120°

Matériau	Poids %	Cas. Nr.
Poly(alpha)oléfines amorphes	60 - 70%	-
Adhésif, Résines hydrocarbonées	20 - 30%	152698-66-3
Polypropylène maléaté	0 - 5%	25722-45-6

PUR (polyuréthane thermofusible)

Résistance thermique produit fini 120 - 150° / résistance à l'eau immergée 4h

Matériau	Poids %	Cas. Nr.
Prépolymère de polyuréthane	>95%	-
Diphénylméthane diiscoyanate	<5%	101-68-8

PVAC (acétate de polyvinyle)

Résistance thermique produit fini 90 - 110° / résistance à l'eau immergée 2 - 4h

Matériau	Poids %	Cas. Nr.
Acétate de polyvinyle	42 - 50%	9003-20-7
Eau	40 - 53%	-
Alcool polyvinylique	3,5 - 5,5%	9002-89-5
Additif (Plastifiant, sel inorganique, substances tensioactives)	0,05 - 2,5%	-

Avertissements ultérieurs

Les informations et données contenues dans cette fiche technique servent à garantir l'utilisation normale ou l'aptitude à l'utilisation normale et sont basées sur nos connaissances et notre expérience. Nous ne pouvons pas garantir l'absence de fautes d'impression, de normes ou d'erreurs. Le contenu de la fiche technique ne sert ni de mode d'emploi, ni de base juridiquement contraignante et ne dispense pas l'utilisateur de vérifier sous sa propre responsabilité l'adéquation et l'utilisation du produit. Les applications qui ne sont pas clairement mentionnées dans cette fiche technique ne doivent être effectuées qu'après consultation. Sans autorisation, elles se font aux risques et périls de l'utilisateur. Cela vaut en particulier pour les combinaisons avec d'autres produits. Nos conditions de qualité et nos fiches techniques sont améliorées en permanence. Pour les commandes futures, le présent document pourrait ne plus être d'actualité. Nous attirons votre attention sur le fait qu'il est de votre devoir de télécharger avant chaque commande le document actualisé sur le portail clientèle (login via le site www.pedross.com).

KARL PEDROSS AG

I-39021 LACES (BZ)
Zona Industriale 1C

T +39 0473 722 200
F +39 0473 722 300

info@pedross.com
www.pedross.com

@ Tous droits réservés / 01 Fiche technique révisée, 25.01.2024

Technisches Datenblatt
Scheda prodotto
Technical data sheet
Fiche technique

PEDROSS®
DIE LEISTE · THE SKIRTING · IL BATTISCOPA

Inhaltstoffe lackierte und geölte Oberflächen
Componenti per superfici verniciate e oleate
Components for laquered and oiled surfaces
Ingredients pour surfaces vernies et huilées



PD16005.04

© All rights reserved / 04 Datenblatt überarbeitet; 24.09.2025

Technisches Datenblatt

INHALTSTOFFE FÜR LACKIERTE UND GEÖLTE OBERFLÄCHEN

Dieses Datenblatt enthält wichtige Informationen zu Materialien und Handhabung. Lesen Sie es aufmerksam durch und verwahren Sie es sorgfältig.

Charakteristik



PEDROSS bestätigt folgende chemische Zusammensetzungen der Profiloberflächen:

Oberfläche lackiert	Gewichtsanteil in %
Ungesättigte Acryl-Co-Polymere; Acryl Monomere	75-95%
Mineralische Streckmittel (Talk, Kieselerde)	0-20%
Photoinitiatoren	3-5%
Additive	0-5%
VOC gem. AgBB Schema 2018; ISO 16000 3,6,9; DIN EN16516 (01/2018)	<0,05 ppm (3d, 28d)
Filmkonservierende oder biozide Ausrüstungen nach 528/2012/EG	keine

Oberfläche geölt	Gewichtsanteil in %
Naturölmischung	15-20%
Harze	70-85%
Additive	5-10%

Konformität nach UNI EN 71-3:2019

Die Inhaltstoffe der Oberflächenbehandlung erfüllen die Anforderungen der Norm UNI EN 71-3:2019 und unterschreiten somit die in der Anforderungstabelle angegebenen Grenzwerte.

Besondere Hinweise

Die Informationen bzw. Daten in diesem technischen Datenblatt dienen der Sicherstellung des gewöhnlichen Verwendungszwecks bzw. der gewöhnlichen Verwendungseignung und basieren auf unseren Erkenntnissen und Erfahrungen. Für evtl. Druckfehler, Normfehler und Irrtümer kann keine Garantie übernommen werden. Der Inhalt des technischen Datenblattes dient weder als Gebrauchsanweisung, noch als rechtsverbindliche Grundlage und entbindet den Anwender nicht davon, eigenverantwortlich die Eignung und Verwendung des Produktes zu prüfen. Anwendungen, die nicht eindeutig in diesem technischen Datenblatt erwähnt werden, dürfen erst nach Rücksprache erfolgen. Ohne Freigabe erfolgen sie auf eigenes Risiko. Dies gilt insbesondere für Kombinationen mit anderen Produkten. Unsere Qualitätsbedingungen und Datenblätter werden laufend verbessert. Für zukünftige Bestellungen könnte das vorliegende Dokument nicht mehr aktuell sein. Wir weisen darauf hin, dass es in Ihrer Pflicht liegt vor jeder Bestellung das aktualisierte Dokument im Kundenportal (Login über die Website www.pedross.com) herunterzuladen

KARL PEDROSS AG
I-39021 LATSCH (BZ) T +39 0473 722 200 info@pedross.com
Industriezone 1c F +39 0473 722 300 www.pedross.com

© Alle Rechte vorbehalten

Scheda Prodotto

COMPONENTI PER SUPERFICI VERNICIATE E OLEATE

Questo foglio informativo contiene informazioni importanti riguardo ai materiali ed al loro trattamento. Leggetelo attentamente e conservatelo con cura.

Caratteristiche



PEDROSS conferma che le composizioni chimiche delle superfici profili sono le seguenti:

Superficie verniciata	Quota in peso %
Copolimeri acrilici insaturi; monomeri acrilici	75-95%
Diluenti minerali (talco, silice)	0-20%
Fotoiniziatori	3-5%
Additivi	0-5%
VOC sec. AgBB Schema 2018; ISO 16000 3,6,9; DIN EN16516 (01/2018)	<0,05 ppm (3d, 28d)
Trattamenti conservanti o biocidi secondo la direttiva 528/2012/EG	nessuni

Superficie oleata	Quota in peso %
Miscela di oli naturali	15-20%
Resine	70-85%
Additivi	5-10%

Conformitá secondo la norma UNI EN 71-3:2019

I componenti del trattamento superficiale sodisfanno i requisiti della norma UNI EN 71-3:2019 e sono quindi inferiori ai valori limite indicati nella tabella dei requisiti.

Ulteriori avvertenze

Le informazioni e i dati contenuti in questa scheda tecnica hanno lo scopo di garantire l'idoneità del prodotto per il suo normale utilizzo e si basano sulle nostre conoscenze ed esperienze. Non è possibile fornire alcuna garanzia per eventuali errori di stampa, di standardizzazione o di altro tipo. Il contenuto della scheda tecnica non costituisce né un'istruzione per l'uso né una base giuridicamente vincolante e non esime l'utente dal verificare l'idoneità e l'uso del prodotto sotto la propria responsabilità. Le applicazioni non chiaramente indicate nella presente scheda tecnica possono essere eseguite solo previa consultazione. In assenza di approvazione, esse vengono eseguite a rischio e pericolo dell'utente. Ciò vale in particolare per le combinazioni con altri prodotti. Le nostre condizioni di qualità e le schede tecniche vengono costantemente migliorate. Questo documento potrebbe non essere più aggiornato per gli ordini futuri. Desideriamo sottolineare che è vostra responsabilità scaricare il documento aggiornato dal portale clienti (login tramite il sito www.pedross.com) prima di ogni ordine.

KARL PEDROSS AG
I-39021 LACES (BZ) T +39 0473 722 200 info@pedross.com
Zona industriale 1c F +39 0473 722 300 www.pedross.com

© Tutti i diritti riervati

Technical Datasheet

COMPONENTS FOR LAQUERED AND OILED SURFACES

This information sheet contains important suggestions with respect to the materials and their treatment. Read it carefully and preserve it with care.

Characteristics



PEDROSS confirms the following chemical compositions on the profile surfaces:

Laquered surface	Weight proportion in %
Unsaturated acrylic copolymers; acrylic monomers	75-95%
Mineral extenders (Talc, silica)	0-20%
Photoinitiators	3-5%
Additives	0-5%
VOC acc. AgBB Schema 2018; ISO 16000 3,6,9; DIN EN16516 (01/2018)	<0,05 ppm (3d, 28d)
Film preserving or biocidal finishes according to 528/2012/EG	none

Oiled surface	Weight proportion in %
Natur oil blend	15-20%
Resins	70-85%
Additives	5-10%

Compliance with UNI EN 71-3:2019

The ingredients used in the surface treatment comply with the requirements of standard UNI EN 71-3:2019 and are therefore below the limits specified in the requirements table.

Additional information

The information and data in this technical data sheet are intended to ensure that the product is suitable for its normal use and are based on our knowledge and experience. No guarantee can be given for any printing errors, standard errors or mistakes. The content of the technical data sheet serves neither as instructions for use nor as a legally binding basis and does not release the user from checking the suitability and use of the product on his own responsibility. Applications that are not clearly mentioned in this technical data sheet may only be carried out after consultation. Without approval, they are carried out at the user‘s own risk. This applies in particular to combinations with other products. Our quality conditions and data sheets are constantly being improved. This document may no longer be up to date for future orders. We would like to point out that it is your duty to download the updated document from the customer service area (login via the website www.pedross.com) before each order.

KARL PEDROSS AG
I-39021 LACES (BZ)
Zona industriale 1c
T +39 0473 722 200
F +39 0473 722 300
info@pedross.com
www.pedross.com

© All rights reserved

Fiche Technique

INGRÉDIENTS POUR LES SURFACES VERNIES ET HUILÉES

Ce document contient des informations importantes au sujet des matériaux et du traitement. Veuillez le lire avec attention et le conserver avec soin.

Caractéristiques



PEDROSS confirme que les compositions chimiques des surfaces de profilés sont les suivantes:

Surface laquée	Proportion poids en%
Copolymères acryliques insaturés; monomères acryliques	75-95%
Diluants minéraux (talc, silice)	0-20%
Photoinitiateurs	3-5%
Additifs	0-5%
VOC selon le schéma AgBB 2018 ; ISO 16000 3,6,9 ; DIN EN16516 (01/2018)	<0,05 ppm (3d, 28d)
Équipements de conservation des films ou biocides selon 528/2012/EG	aucun

Surface huilée	Proportion poids en%
Mélange d'huiles naturelles	15-20%
Résines	70-85%
Additifs	5-10%

Conformité à la norme UNI EN 71-3:2019

Les ingrédients du traitement de surface sont conformes aux exigences de la norme UNI EN 71-3:2019 et sont donc inférieurs aux valeurs limites indiquées dans le tableau des exigences.

Avertissements ultérieurs

D Les informations et données contenues dans cette fiche technique servent à garantir l'utilisation normale ou l'aptitude à l'utilisation normale et sont basées sur nos connaissances et notre expérience. Nous ne pouvons pas garantir l'absence de fautes d'impression, de normes ou d'erreurs. Le contenu de la fiche technique ne sert ni de mode d'emploi, ni de base juridiquement contraignante et ne dispense pas l'utilisateur de vérifier sous sa propre responsabilité l'adéquation et l'utilisation du produit. Les applications qui ne sont pas clairement mentionnées dans cette fiche technique ne doivent être effectuées qu'après consultation. Sans autorisation, elles se font aux risques et périls de l'utilisateur. Cela vaut en particulier pour les combinaisons avec d'autres produits. Nos conditions de qualité et nos fiches techniques sont améliorées en permanence. Pour les commandes futures, le présent document pourrait ne plus être d'actualité. Nous attirons votre attention sur le fait qu'il est de votre devoir de télécharger avant chaque commande le document actualisé sur le portail clientèle (login via le site www.pedross.com).

KARL PEDROSS AG
I-39021 LATSCH (BZ) T +39 0473 722 200 info@pedross.com
Industriezone 1c F +39 0473 722 300 www.pedross.com

© Alle Rechte vorbehalten

HOLZ FORSCHUNG AUSTRIA

Dieses Zertifikat bestätigt, dass das Verfahren für die Produktion und/oder den Handel von

Leisten aus Holz

hergestellt und/oder gehandelt durch

Karl Pedross AG

IT-39021 Latsch (BZ), Industriezone 1c

am obigen Standort einer Erstprüfung unterzogen wurde, laufend überwacht wird und den Anforderungen des Regelwerkes

PEFC
PEFC/06-44-01
www.pefc.at

Chain of Custody
PEFC ST 2002:2020 Chain of Custody of Forest Based Products – Requirements
ITA 1002:2020 Catena di Custodia dei prodotti di origine forestale e arborea – Requisiti
PEFC ST 2001:2020 PEFC Trademarks Rules – Requirements
ITA 2001:2020 Standard d'uso dei marchi PEFC – Requisiti

in der jeweils gültigen Fassung entspricht (siehe www.pefc.org), solange die Voraussetzungen erfüllt werden.

Detaillierte Informationen zum Zertifizierungsumfang finden sich im Anhang zu diesem Zertifikat.

Zertifikatsnummer: HFA-PEFC-COC-0326 (Einzelzertifizierung)
Datum der Erstausstellung: 09.09.2009
Datum der Ausstellung: 01.07.2024
Gültig bis: 30.06.2029

Akkreditierung Austria 0923 ISO/IEC 17065

DI (FH) Martin Wolfsbauer
Zeichnungsberechtigter

PD Gerhard Grüll
Leiter der Zertifizierungsstelle

HOLZFORSCHUNG AUSTRIA - ÖSTERREICHISCHE GESELLSCHAFT FÜR HOLZFORSCHUNG ZVR 850936522
A-1030 Wien, Franz-Grill-Straße 7 Tel +43-1/798 26 23-0 Fax +43-1/798 26 23-50
hfa@holzforschung.at www.holzforschung.at

Anhang zum Zertifikat HFA-PEFC-COC-0326

Datum der Ausstellung: 01.07.2024

Geltungsbereich der Zertifizierung:

Produktkategorie		Produktname	CoC-Methode
090300	Wood material for construction	Leisten aus Holz	Methode der physischen Trennung

SCS Global Services *does hereby certify that an independent audit has been completed and conformity to the applicable standard(s) has been confirmed for:*

Karl Pedross AG

Industriezone 1/c , I-39021 Latsch/Laces (BZ), Italy

This single site certificate covers the production of mouldings and veneer using the transfer-and percentage systems. This certificate also covers the sale of FSC Controlled Wood.

FSC
www.fsc.org
FSC® A000521

The mark of responsible forestry

The facility(s) are hereby Chain of Custody certified to sell products as:

FSC 100%, FSC Mix, FSC Controlled Wood

The assessment has been conducted by SCS Global Services in accordance with the protocols of the Forest Stewardship Council® A.C. (FSC®).

FSC Standard: FSC-STD-40-004

Certificate Code: SCS-COC-000329 Trademark License Code: FSC-C010503

CW Code: SCS-CW-000329

Valid from: 2 August 2021 Expiry date: 1 August 2026

This certificate itself does not constitute evidence that a particular product supplied by the certificate holder is FSC-certified (or FSC Controlled Wood where applicable). Products offered, shipped or sold by the certificate holder can only be considered covered by the scope of this certificate when the required FSC claim is clearly stated on sales and delivery documents. The scope of this certificate is considered accurate on the date of issuance. The current validity and scope, including the full list of products, shall be verified on http://info.fsc.org. The certificate shall remain the property of SCS, and this certificate and all copies or reproductions of this certificate shall be returned to SCS immediately upon request. Where a certificate covers more than one site, the covered products and processes/ activities are performed by the network of Participating Sites, and not necessarily by each of them.

RESPONSIBLE FORESTRY CERTIFIED™ SCS GLOBAL SERVICES

SCSglobal SERVICES

Maggie Schwartz, Director, Chain of Custody
SCS Global Services
2000 Powell Street, Ste. 600, Emeryville, CA 94608 USA

Printed: 30 Jul, 2021

PEDROSS®
DIE LEISTE · THE SKIRTING · IL BATTISCOPA

REACH - REGULATION

Dear Sir or Madam,

thank you very much for your interest in the quality and substances of our products.

Herewith we confirm that KARL PEDROSS AG is a downstream user in terms of the REACH directive (EU) 1907/2006.

The products we produce, package included, and sell contain any substances liable for admission according to article 57 (SVHC) of the REACH directive (EU) 1907/2006 in concentrations < 0,1 mass%.

The product contains CMR substances of categories 1A/1B, which are not on the candidate list, of < 0.1 mass%.

As a result it is not necessary for you to put attention to a particular safety while using the product because of the substances. This does of course not affect the general directions for use from the manufacturer.

The chemicals which are involved in the production process are used according to safety data sheet and correspond as a result to the guidelines of the REACH directive.

The company KARL PEDROSS AG confirms, that it fulfils the obligations of the REACH directive for downstream user and looks after the duty to communicate with suppliers and customers.

Furthermore, where applicable, our products comply with the restrictions laid down in Annex XVII of Regulation (EC) No. 1907/2006 (REACH), including the formaldehyde emission requirements applicable from 6 August 2026.

According to the specifications available to us, the materials used have a VOC content of less than 70 g/L.

Kind regards

Stefan Rainer
CTO

On behalf
KARL PEDROSS AG
Laces, 10.09.2026

Karl Pedross AG · S.p.A.

Industriezone · Zona Industriale 1/c
I-39021 Latsch · Laces (BZ)

info@pedross.com
www.pedross.com

T +39 0473 722200
F +39 0473 722300

Raiffeisenkasse Latsch
Cassa Raiffeisen Laces

IBAN: IT46K 08110 58450 000300003182
BIC: RZSBIT21015

PEFC

qualityaustria
SYSTEMZERTIFIZIERT
ISO 9001:2015 NR.01583/0
ISO 45001:2018 NR.00686/0

Eingetragen im Handelsregister Bozen, Steuer- und Mwst.-Nr. IT 00223300211, Stammkapital 1.200.000 €, v.e. I Reg. Impr. Bolzano, Cod. fisc. e Part. IVA